

## WHY LIFT-ALL WEB SLINGS?

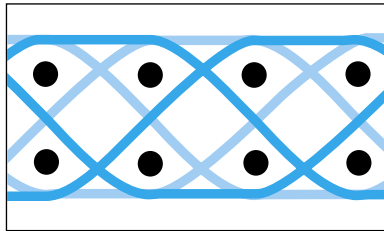
Lift-All web slings meet or exceed OSHA, ASME B30.9 and WSTDA standards and regulations.

All of the sling webbing contained in this catalog is recommended for general purpose lifting. Military webbing, sometimes designated as "Mil-Spec", has not been designed for, nor do we recommend it for general lifting applications.

### What is the Difference?

Refer to Mil-Spec Webbing Diagram

- Mil-Spec webbing does not have red core yarn warning system.
- Mil-Spec webbing supports the entire load with exposed surface yarns. *Lift-All* sling webbing uses a combination of internal protected yarns and surface yarns.
- Damage to the surface of Mil-Spec webbing causes greater strength reduction of the webbing.

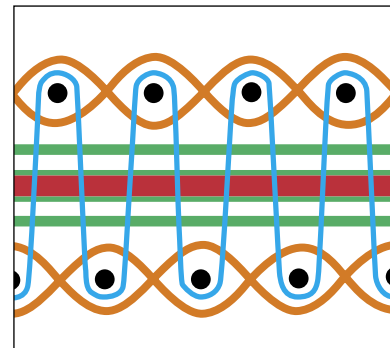


**Mil-Spec Webbing**

- Combination binder/surface yarns cover each side and carry virtually all of the load.
- Transverse pick yarns inter-relate with binder/surface yarns.

Refer to *Lift-All* Sling Webbing Diagram

- Sling webbing, as shown, has its surface yarns connected from side to side, which not only protect the core yarns, but positions all surface and tensile yarns to work together to support the load.
- Wear or damage to Sling Webbing face yarns cause an immediate strength loss. This is why Sling Webbing has red core yarns to visually reveal damage and act as a basis for sling rejection.



**Lift-All Sling Webbing**

- Transverse pick yarns inter-relate with binder/surface yarns.
- Woven surface yarns cover each side and carry a portion of the load.
- Strip of longitudinal core yarns bears majority of load.
- Binder yarns secure the surface yarns to web core yarns.
- Red core warning yarns.

## ENVIRONMENTAL CONSIDERATIONS

### ⚠ WARNING

Read Definition on page 3

- Nylon and polyester are seriously degraded at temperatures above 200°F.
- Prolonged exposure to ultraviolet light adversely affects nylon and polyester. Slings become bleached and stiff when exposed to sunlight or arc welding.
- Many chemicals have an adverse effect on nylon and polyester. See Chemical chart (this page).

### Chemical Environment Data

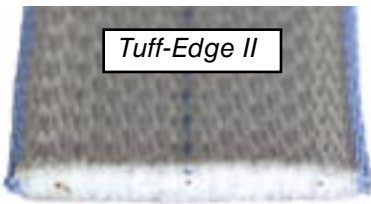
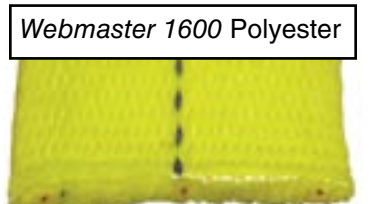





General guide only. For specific temperature, concentration and time factors, please consult *Lift-All* prior to purchasing or use.

CHEMICAL	OK NO	
	NYLON	POLYESTER
Acids		*
Alcohols		
Aldehydes		
Strong Alkalis		**
Bleaching Agents		
Dry Cleaning Solvents		
Ethers		
Halogenated Hydro-Carbons		
Hydro-Carbons		
Ketones		
Oils Crude		
Oils Lubricating		
Soap & Detergents		
Water & Seawater		
Weak Alkalis		

\* Disintegrated by concentrated sulfuric acid.

\*\* Degraded by strong alkalis at elevated temperatures.

## LIFT-ALL WEB SELECTOR - QUICK COMPARISONS

	Approx. Thickness	Single Ply Rated Capacity Per In. of Width	Available Material	Identify by:	Choose from:
 <p>Tuff-Edge II</p>	3/16"	1600 Lbs.	Polyester	Blue edge Blue center stripe Silver surface	Daily use under good to rugged lifting conditions. Superior edge cut resistance. Our best seller.*
 <p>Webmaster 1600 Polyester</p>	3/16"	1600 Lbs.	Polyester	Blue center stripe	Daily use under good to moderate lifting conditions. Polyester stretches less for better load control, reduced abrasion.*
 <p>Webmaster 1600 Nylon</p>	3/16"	1600 Lbs.	Nylon	No center stripe	Daily use under good to moderate lifting conditions. Nylon stretches more to help avoid shock loading.*
 <p>Webmaster 1200 Polyester</p>	1/8"	1200 Lbs.	Polyester	Blue center stripe Black yarn one edge	Less frequent use under good lifting conditions. Polyester stretches less for better load control, reduced abrasion.*
 <p>Webmaster 1200 Nylon</p>	1/8"	1200 Lbs.	Nylon	No center stripe- Black yarn one edge	Less frequent use under good lifting conditions. Nylon stretches more to help avoid shock loading.*
 <p>Dura-Web 2000</p>	5/16"	2000 Lbs.	Nylon	Two black center stripes	Heavy use under moderate to rugged lifting conditions. Abrasion resistant yarns cover entire surface.*
 <p>Dura-Web 1000</p>	3/16"	1000 Lbs.	Nylon	One black center stripe	Daily use under moderate lifting conditions. Abrasion resistant yarns cover entire surface.*

**⚠ WARNING** Always use Wear Pads to protect synthetic slings from being cut by load edges. (See Page 123 for Wear Pad information)




## INSPECTION CRITERIA FOR WEB SLINGS

All slings should be inspected for damage prior to each use to assure that their strength has not been compromised. The following photos illustrate some of the common damage that occurs to indicate that the sling should be taken out of service.

**THE DAMAGE: Surface and Edge Cuts** - It is important to realize that all of the fibers in web slings contribute to the strength of that sling. When there have been a significant number of fibers broken in a web sling, as shown here, that sling should be taken out of service.

**WHAT TO LOOK FOR: Broken fibers** of equal length indicate that the sling has been cut by an edge. **Red core warning yarns may or may not be visible with cuts and are not required to show before removing slings from service.**

**TO PREVENT:** Use **wear pads** (see page 123) between the sling and all edges that come in contact with the sling.



**THE DAMAGE: Holes/Snags/Pulls**


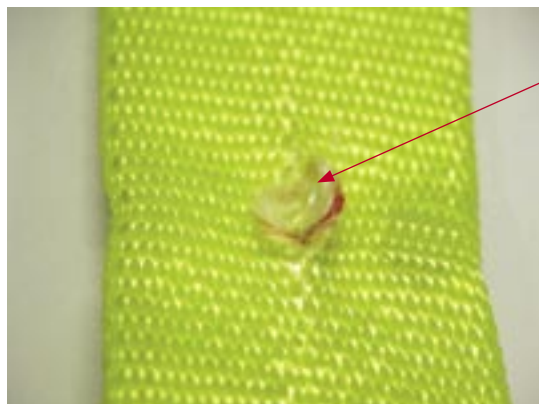
**WHAT TO LOOK FOR: Punctures or areas** where fibers stand out from the rest of the sling surface.

**TO PREVENT:** Avoid sling contact with protrusions, both during lifts and while transporting or storing.

**THE DAMAGE: Abrasion**

**WHAT TO LOOK FOR:** Areas of the sling that look and feel **fuzzy** indicate that the fibers have been broken by being subject to contact and movement against a rough surface. Affected areas are usually stained.

**TO PREVENT:** Never drag slings along the ground. Never pull slings from under loads that are resting on the sling. Use wear pads between slings and rough surface loads.




## INSPECTION CRITERIA FOR WEB SLINGS

THE DAMAGE: **Heat/Chemical**

WHAT TO LOOK FOR: **Melted or charred fibers** anywhere along the sling. Heat and chemical damage can look similar and they both have the effect of damaging sling fibers and compromising the sling's strength. Look for discoloration and/or fibers that have been fused together and often feel hard or crunchy.


TO PREVENT: Never use nylon or polyester slings where they can be exposed to temperatures in excess of 200° F. Never use nylon or polyester slings in or around chemicals without confirming that the sling material is compatible with the chemicals being used.



THE DAMAGE: **Broken/Worn Stitching** in the main stitch patterns of web slings has a direct adverse effect on the strength of a sling. The stitch patterns in web slings have been engineered to produce the most strength out of the webbing. If the stitching is not fully intact, the strength of the sling may be affected.

WHAT TO LOOK FOR: **Loose or broken threads** in the main stitch patterns.


TO PREVENT: Never pull slings from beneath loads where stitch patterns can get hung up or snagged. Never overload the slings or allow the load edge to directly contact the stitch pattern while lifting. Never place a sling eye over a hook or other attachment whose width/diameter exceeds 1/3 the eye length.



THE DAMAGE: **Knots** compromise the strength of all slings by not allowing all fibers to contribute to the lift as designed. Knots may reduce sling strength by up to 50%.

WHAT TO LOOK FOR: **Knots** are rather obvious problems as shown below.


TO PREVENT: Never tie knots in slings and never use slings that are knotted.



THE DAMAGE: **Illegible or Missing Tags**- The information provided by the sling tag is important for knowing what sling to use and how it will function.

WHAT TO LOOK FOR: If you cannot find or read all of the information on a sling tag, OSHA requires that the sling shall be taken out of service.

TO PREVENT: Never set loads down on top of slings or pull sling from beneath loads if there is any resistance. Load edges should never contact sling tags during the lift. Avoid paint or chemical contact with tags.



**Red Core Yarns** - are an **additional** warning of dangerous sling damage. All standard *Lift-All* Web Slings have this warning feature. When red yarns are visible, the sling should be removed from service immediately. The red core yarns become exposed when the sling surface is cut or worn through the woven face yarns. For other inspection criteria see OSHA/Manufacturer regulations on pages 6 through 8.

## STANDARD WEB SLING TYPES

### Hardware Slings

*Unilink* and *Web-Trap* hardware can help to extend sling life by protecting the webbing from abrasion on rough crane hooks. Hardware can often be reused, lowering sling replacement costs.

**Type U (UU)** - Has the preferred and economical *Unilink* fitting on each end for use in a vertical, choker or basket hitch. *Unilinks* allow choking from either end to save time and vary wear points. See page 22.

**Type 1 (TC)** - Has a *Web-Trap* triangle and choker fitting on either end. Typical use is in a choker hitch. Can also be used in vertical and basket hitches.

**Type 2 (TT)** - Has a *Web-Trap* triangle on each end. Normally used in a basket hitch, but can also be used in a vertical hitch. They cannot be used as a choker.

### Eye Type

**Type 3 (EE)** - Flat Eye slings are very popular and can be used in all three types of hitches. They are easier to remove from beneath the load than sling Types 1, 2 and 4. Unless Type 4 is requested, Type 3 will be supplied as the standard EE sling.

**Type 4 (EE)** - Twisted Eye slings are similar to Type 3 except the eyes are turned 90° to form a better choker hitch. The eyes of a Type 4 nest better on the crane hook.

### Endless Type

**Type 5 (EN)** - Endless slings are versatile and the most economically priced. They can be used in all three types of hitches. The sling can be rotated to minimize wear. The sling legs can be spread for improved load balance.

### Reverse Eye Type

**Type 6 (RE)** - An endless sling with butted edges sewn together to double the sling width. They have reinforced eyes and wear pads on both sides of body and eyes. The result is an extremely strong and durable sling.



Type U



Type 1



Type 2



Type 3



Type 4



Type 5




Type 6

## WEB SLING EYE TREATMENTS

**Eye Wear Pads** - The eyes of web slings are often subjected to the harsh treatment of rough crane hooks. Specialty eye treatments are available to help reduce the wear in that area, thereby extending sling life. The following photos illustrate the more common eye treatments using wear resistant webbing in various forms. Should you want non-standard eye treatment on your eye & eye web slings, please specify using the terminology below.

### Type 3 - Flat Eyes

### Type 4 - Twisted Eyes



Textured nylon wear resistant webbing is standard for these eye treatments  
Other wear pad materials are available (see page 123).

**Tapering Eyes** - As a standard practice, the eyes, or bearing points of sling Types 3 and 4 are tapered to accommodate a crane hook on slings that are 3" and wider. Untapered eyes are available upon request. Type 5 (Endless) slings are NOT tapered unless specified on order. Dura-Web 2000 slings are not tapered in any width.



Type 3 - Flat Eyes



Type 4 - Twisted Eyes



Type 5 - Endless  
(Showing Taper)

## WEB SLING INFORMATION

### Sling Length Tolerance for Web Slings

Sling Type	Tolerance *
1 Ply	1.5" + 1.5% of sling length
2 Ply	2.0" + 2% of sling length
3 & 4 Ply	3.0" + 3% of sling length

\* For web sling widths wider than 6", add 1/2" to these values. For tighter tolerance or matched set length requirements, please consult with Customer Service.

### Tuff-Tag and Warning Sheet



OSHA requires all web slings to show rated capacities and type of material. The *Lift-All Tuff-Tag* is made from an abrasion resistant polymer that will remain legible far longer than any leather or vinyl tags. In fact, a *Tuff-Tag* will consistently outlast the useful life of a sling.

A Warning Sheet is included with every web sling order from *Lift-All*. The sheet lists inspection information and operating practices applying to synthetic web slings.



### Anti-Abrasion Treatment


*Lift-All* recommends that web slings be manufactured from abrasion resistant latex treated webbing. Treatment is standard on both nylon and polyester web slings. Natural, untreated webbing is available upon request.

Note: Heavy duty treatments are available as a supplemental process for greater protection.

**Elasticity** - The stretch characteristics of web slings depends on the type of yarn and the web finish. Approximate stretch at RATED SLING CAPACITY is:

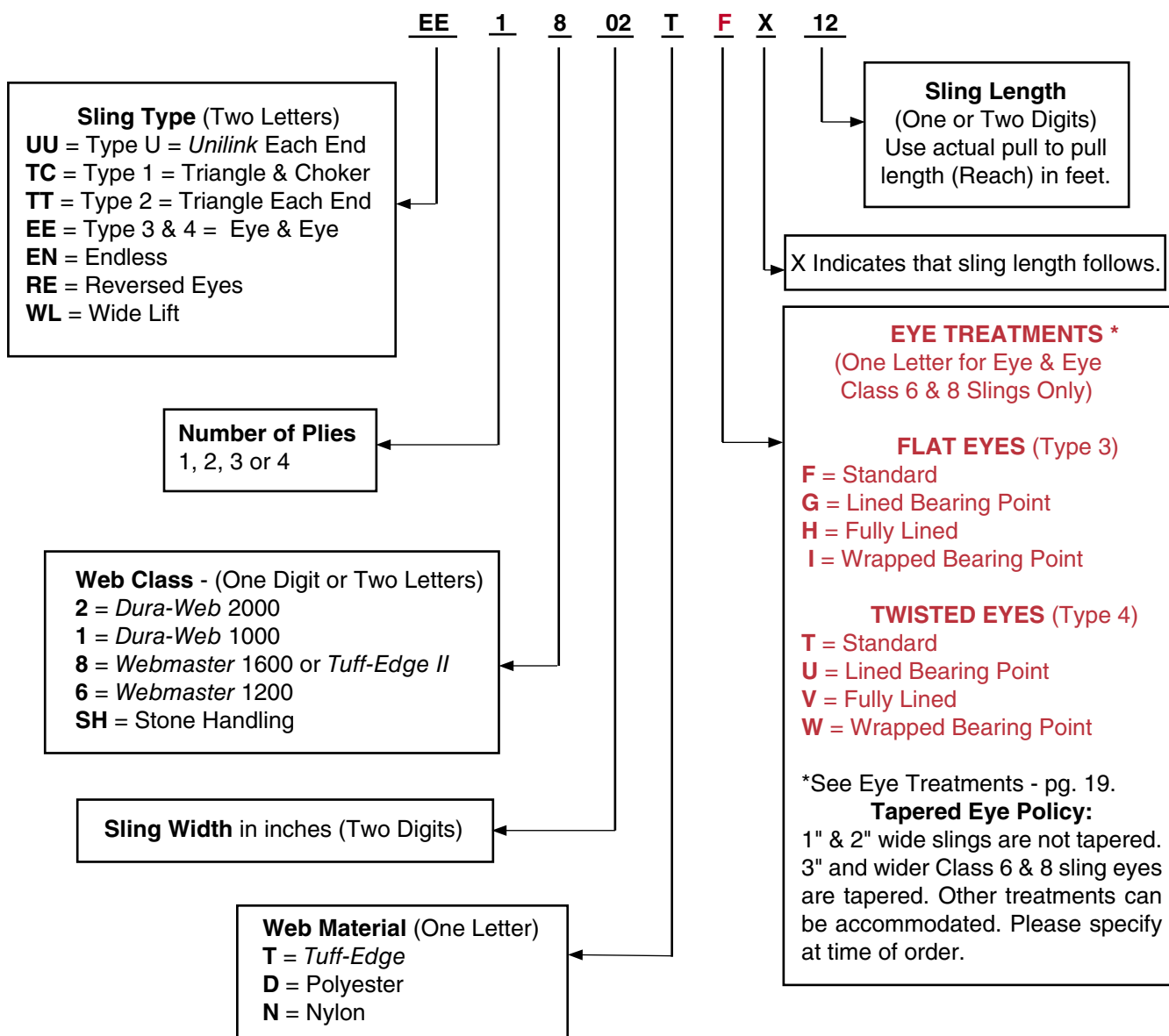
NYLON		POLYESTER	
Treated	10%	Treated	7%
Untreated	6%	Untreated	3%

Prior to sling selection and use, review and understand the "Help" section.



## HOW TO ORDER

We have revised our web sling code to better define the product you are ordering. Changes to our previous web sling code are shown below in red.





## WEB SLING HARDWARE

**Steel *Unilink* Web Sling Hardware  
Combination Triangle and Choker Fitting  
U. S. Patent No. 4789193**

This forged, high carbon steel fitting, functions as both a triangle and choker.

### Features, Advantages and Benefits

#### Promotes Safety

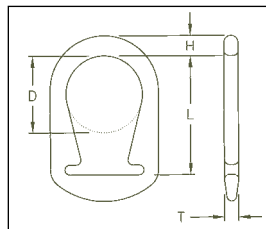
- Forged steel for strength and reliability
- Smooth rounded profile helps protect sling, worker and load

#### Saves Money

- May be rewebbed to reduce cost
- Zinc dichromate plated for longer life
- *Unilinks* cost less than triangle/choker combinations

#### Saves Time

- Large Crane hook opening - speeds rigging
- Positive *Web-Trap* capture - no need to stop and reposition web
- Functions both as a triangle and a choker - choke with either end



### *Unilink* Codes And Specifications

Web Width (in.)	Part No.	Dimensions (in.)				Weight (lbs.)
		L	D	H	Thick	
2	SU2	3 11/16	2	11/16	9/16	1.1
3	SU3	5 1/16	3	7/8	5/8	2.4
4	SU4	6 3/16	4	1	3/4	4.0

Avoid contact of hardware with load edges.  
*Unilink* has the same rated capacities as TT or TC slings.

### Forged Aluminum Triangles and Chokers

#### **⚠ WARNING**

Read Definition on page 3

Aluminum is severely degraded by alkali, caustic environments, acids and salt water.

Aluminum Triangles and Chokers are available but may only be used with single ply web slings within the rated capacities shown in the table. They should not be used with *Dura-Web* 2000 webbing.

Forged from aircraft aluminum, this tough alloy is stronger than mild steel. Aluminum has the advantages of being lightweight, non-sparking and does not rust.

Note: Aluminum triangles and chokers DO NOT offer the advantages of the *Web-Trap* feature. Aluminum fittings are not as durable and cost more than steel.

## WEB SLING HARDWARE

### Web-Trap Steel Sling Hardware - Triangles and Chokers

A significant improvement in triangle and choker design - featuring positive web capture. Webbing can slip to the side of ordinary fittings, not with *Web-Trap*. These fittings feature alloy steel for lighter sling weight and a zinc dichromate plating to inhibit rust.



Webbing can slip with ordinary fittings.

*Web-Trap* prevents side shift.

### Alloy Steel - For One Or Two Ply Slings

Web-Trap Triangles							Web-Trap Chokers						
Web Width	Part No.	Dimensions (in.)				Weight (lbs.)	Part No.	Dimensions (in.)					Weight (lbs.)
		L	D	T	H			L	A	D	T	H	
*2"	ST-2	2 3/8	1 3/4	1/2	5/8	1.0	SC-2	5	2 3/8	1 3/4	1/2	5/8	1.9
*3"	ST-3	3 7/16	2	1/2	3/4	1.9	SC-3	6 1/4	3 3/8	2	1/2	3/4	3.6
*4"	ST-4	4 1/8	2 3/8	1/2	13/16	2.8	SC-4	7	4	2 3/8	1/2	13/16	5.1
6"	ST-6	5 1/2	3 1/8	3/4	1 1/16	6.6	SC-6	9 1/2	5 1/2	3 1/8	3/4	1 1/16	12

### Alloy Steel - For One Ply Slings

Web-Trap Triangles							Web-Trap Chokers						
Web Width	Part No.	Dimensions (in.)				Weight (lbs.)	Part No.	Dimensions (in.)					Weight (lbs.)
		L	D	T	H			L	A	D	T	H	
8"	ST1-8	7 3/4	4	1/2	1 1/4	8	SC1-8	11 1/4	7 1/2	4	1/2	1 7/16	16
10"	ST1-10	8 1/2	5	3/4	1 7/16	16	SC1-10	12 7/8	8 1/4	5	3/4	1 1/2	28
12"	ST1-12	8 1/2	5 1/2	3/4	1 3/4	20	SC1-12	14 1/2	10	5 1/2	3/4	1 3/4	40

### Alloy Steel - For Two Ply Slings

Web-Trap Triangles							Web-Trap Chokers						
Web Width	Part No.	Dimensions (in.)				Weight (lbs.)	Part No.	Dimensions (in.)					Weight (lbs.)
		L	D	T	H			L	A	D	T	H	
8"	ST2-8	7 3/4	4	3/4	1 1/4	12	SC2-8	11 1/4	7 1/2	4	3/4	1 7/16	25
10"	ST2-10	8 1/2	5	1	1 7/16	21	SC2-10	12 7/8	8 1/4	5	1	1 1/2	38
12"	ST2-12	8 1/2	5 1/2	1	1 3/4	27	SC2-12	14 1/2	10	5 1/2	1	1 3/4	54

\* *Unlink* is standard fitting - Triangle and chokers available on special order only.

# TUFF-EDGE® II

Web Slings

2X Stronger After Abrasion  
2X Better Edge Cut Resistance

## Tuff-Edge II Polyester Web Slings

U. S. Patent No. 4856837

You can expect longer sling life and lower overall costs when you switch to **Tuff-Edge II** slings. Resistance to the two properties that can rapidly degrade webbing, abrasion and edge cutting, is greatly improved with the use of our **Tuff-Edge II** webbing.

Using Federal Test Method 191A, **Tuff-Edge II** webbing was tested against standard yellow polyester webbing. After being subjected to the same number of hex bar abrasion cycles, the **Tuff-Edge II** webbing, with its' special silver treatment, achieved average break strengths that were twice that of the standard yellow webbing!

In a test developed specifically to measure edge cutting properties, the cut depth on the **Tuff-Edge II** webbing with special polymer edge yarns cut less than half the depth of the standard yellow polyester without the special edge yarns.

Although you should **always** pad and protect synthetic slings from load edges, normal wear and tear should be greatly reduced when using **Tuff-Edge II**, giving you greater sling life and reduced sling costs.



### Tuff-Edge II Features, Advantages and Benefits

#### Promotes Safety


- Red Core yarn warning system aids in the inspection process
- **Tuff-Tag** provides serial numbered identification for traceability
- Proven sling web construction

#### Saves Money

- Special polymer coated edge yarns improve edge cutting and abrasion to extend sling life
- Silver colored web treatment fights abrasion for additional sling life
- **Tuff-Tag** provides required OSHA information for the life of the sling, not just the life of the tag

#### Saves Time

- Easy identification - silver body, blue edges, blue center stripe



## TUFF-EDGE WORKS!

<b>WIRE ROPE &amp; RIGGING CONSULTANTS</b> <small>Ship/Hall • 9428 Old Pacific Hwy Woodland, WA 98574</small>	<b>CRANE &amp; EQUIPMENT TRAINING</b> <small>Volke • (800) 727-6335 • (360) 225-4499 Fax • (360) 225-6122 www.wrrc.com • E-MAIL • rig@wrrc.com</small>
--	---

January 4, 2001

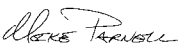
We have about 400 slings in use at our Crane & Rigging Training Center in Woodland, WA, along with a major assortment of rigging hardware from almost every major manufacturer in the U.S. In the training center, our participants rig and move loads which are 1 to 6 ton. Most of the loads are rigged with synthetic web slings and some roundslings. We have about 80 LiftAll slings on the property, which are used with our gantry and mobile cranes.


Our rigging takes a beating like everyone else's, even using wear pads on most lifts. Mr. Dave Petkey, one of our Woodland based trainers helps instruct our students to inspect their slings on a use-by-use basis. As a result of the lift-by-lift, daily, monthly and annual inspections he discovered something that really surprised all of us.

Your Tuff-Edge web slings have an amazing ability to endure heavy usage where other web slings do not. Every training program we watch our students use the Tuff-Edge slings right along with other sling types in reasonably equal amounts. They seem to do a much better job resisting the common types of abrasion, crushing and surface nicking. We seem to be rejecting only 1 Tuff-Edge type sling for every 10 regular synthetic web slings.

Even though we instruct our students to use wear pads, it is not always feasible for every lift. Often slight damage occurs against a semi-smooth surface as a result of high p.s.i. and tightening during the lift. The Tuff-Edge slings seem to survive extremely well, when other slings made of standard nylon or polyester begin to show physical evidence of wear and tear.

Due to our independent place in the crane and rigging industry, we rarely make comments about the products manufactured for general use. In this case, I thought we should at least extend a compliment to the developers and designers of the Tuff-Edge sling. We intend on replacing our inventory with Tuff-Edge slings as the other brands wear out. It will be an excellent investment for us, with a great return. Keep up the good work!


  
 Mike Pernell  
 President



WRRC & CET are divisions of Industrial Training International, Inc.

## Webmaster 1600 Nylon and Polyester\* Slings The Traditional Standard for Heavy Duty Slings

This grade of synthetic web sling is popular because most users consider its' strength and service life to be a good buy.



### Features, Advantages and Benefits


#### Promotes Safety

- Red core yarn warning system aids in the inspection process
- *Tuff-Tag* provides serial numbered identification for traceability
- Proven sling web construction

#### Saves Money

- Yellow treatment for abrasion resistance and extended sling life
- *Tuff-Tag* provides required OSHA information for the life of the sling, not just the life of the tag.

\* Note: Polyester web is identified by single blue surface stripe.

  
ISO 9001 Certified

**THE OHIO BROACH & MACHINE COMPANY**  
15204 WOODS INDUSTRIAL PARKWAY • WHEELER, OHIO 44794 • U.S.A.  
 PHONE: 330.992.1100 • FAX: 330.992.1101 • WWW.OHIOBROACH.COM • 1-800-775-3333

February 12, 2001

While looking over our current inspection report, it occurred to me that we really haven't been disposing of as many slings as we have in the past. Upon closer review, it appears that most of the slings that Ohio Broach has in service are your silver Tuff-Edge type.

A couple of years back when Ohio Broach started to replace the bad slings with your Tuff-Edge slings, the rejection rate during inspections of our nylon slings was at least in the +50% range. Since then the rejection rate has dropped dramatically. This past year it was as low as 18%.


Having our slings last longer has saved the company money and more importantly, it provides Ohio Broach with a safer work environment.

I would definitely recommend your Tuff-Edge product to anyone who uses nylon slings.

Thank you for your time and efforts that keep our work place safe.

Sincerely,

Neil Van De Motter

  
 Production Control Manager

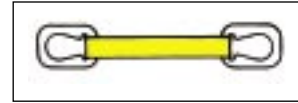
BRANCHES • OHIO BROACH & MACHINE CO. • BROACH SHANTUNG • HIRACU, CHINA • BROACHING

## TUFF-EDGE AND WEBMASTER 1600 POLYESTER SLINGS

### Type U Unilink Hardware Slings



(Also available as Types 1 & 2 at same Rated Capacities)

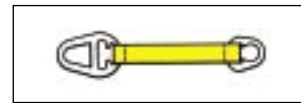


	Tuff-Edge II Part No.	Web Width (in.)	Rated Capacity (lbs.)*			Webmaster Part No. ***
			Vertical	Choker	V. Basket	
One Ply	UU1802T	2	3,200	2,500	6,400	UU1802D
	UU1803T	3	4,800	3,800	9,600	UU1803D
	UU1804T	4	6,400	5,000	12,800	UU1804D
Two Ply	UU2802T	2	6,400	5,000	12,800	UU2802D
	UU2803T	3	8,800	7,040	17,600	UU2803D
	UU2804T	4	11,500	9,200	23,000	UU2804D

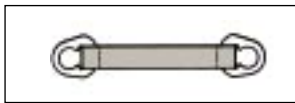
### Type 1 (TC) and Type 2 (TT) Web-Trap Hardware Slings



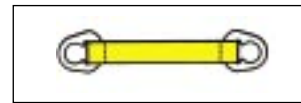
Type 1 (TC)



Type 1 (TC)



Type 2 (TT)



Type 2 (TT)

	Tuff-Edge II Part No.		Web Width (in.)	Rated Capacity (lbs.)*			Webmaster Part No. ***	
	Type 1	Type 2**		Vertical	Choker	V. Basket	Type 1	Type 2**
One Ply	TC1806T	TT1806T	6	9,600	7,700	19,200	TC1806D	TT1806D
	TC1808T	TT1808T	8	12,800	10,200	25,600	TC1808D	TT1808D
	TC1810T	TT1810T	10	16,000	12,800	32,000	TC1810D	TT1810D
	TC1812T	TT1812T	12	19,200	15,400	38,400	TC1812D	TT1812D
	TC1816T	TT1816T	16	25,500	20,400	51,000	TC1816D	TT1816D
	TC1816T	TT1816T	16	25,500	20,400	51,000	TC1816D	TT1816D
Two Ply	TC2806T	TT2806T	6	16,800	13,400	33,600	TC2806D	TT2806D
	TC2808T	TT2808T	8	22,400	17,900	44,800	TC2808D	TT2808D
	TC2810T	TT2810T	10	28,000	22,400	56,000	TC2810D	TT2810D
	TC2812T	TT2812T	12	33,600	26,800	67,200	TC2812D	TT2812D
	TC2816T	TT2816T	16	44,800	35,800	89,600	TC2816D	TT2816D
	TC2816T	TT2816T	16	44,800	35,800	89,600	TC2816D	TT2816D

Note:  
2", 3" and 4" Hardware Slings feature *Unilink* fittings.  
(See dimensions page 22.)

*Web-Trap* Triangles and Chokers are also available.  
(See dimensions page 23.)

Three and four ply hardware slings and wider width hardware slings are available upon request.

\*\* Type 2 (TT) can not be used in a choker hitch.

\*\*\* Replace the "D" with an "N" to order nylon.  
(See "How to Order" on page 21.)

**⚠ WARNING**


Do not exceed rated capacities. Sling capacity decreases as the angle from horizontal decreases. Slings should not be used at angles of less than 30°. Refer to Effect of Angle chart page 10.

## TUFF-EDGE AND WEBMASTER 1600 POLYESTER SLINGS

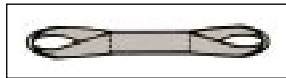
### Eye and Eye Slings (Flat or Twisted)



Type 3 (Flat Eye-F)



Type 3 (Flat Eye-F)




Type 4 (Twisted Eye-T)



Type 4 (Twisted Eye-T)

	Tuff-Edge II Part No.	Web Width (in.)	Rated Capacity * (lbs.)			Webmaster Part No. ***
			Vertical	Choker	V. Basket	
One Ply	EE1801TF	1	1,600	1,280	3,200	EE1801DF
	EE1802TF	2	3,200	2,500	6,400	EE1802DF
	EE1803TF	3	4,800	3,800	9,600	EE1803DF
	EE1804TF	4	6,400	5,000	12,800	EE1804DF
	EE1806TF	6	9,600	7,700	19,200	EE1806DF
	EE1808TF	8	12,800	10,200	25,600	EE1808DF
	EE1810TF	10	16,000	12,800	32,000	EE1810DF
	EE1812TF	12	19,200	15,400	38,400	EE1812DF
Two Ply	EE2801TF	1	3,200	2,500	6,400	EE2801DF
	EE2802TF	2	6,400	5,000	12,800	EE2802DF
	EE2803TF	3	8,800	7,040	17,600	EE2803DF
	EE2804TF	4	11,500	9,200	23,000	EE2804DF
	EE2806TF	6	16,300	13,000	32,600	EE2806DF
	EE2808TF	8	19,200	15,400	38,400	EE2808DF
	EE2810TF	10	22,400	17,900	44,800	EE2810DF
	EE2812TF	12	26,900	21,500	53,800	EE2812DF
Three Ply	EE3801TF	1	4,100	3,300	8,200	EE3801DF
	EE3802TF	2	8,300	6,600	16,600	EE3802DF
	EE3803TF	3	12,500	10,000	25,000	EE3803DF
	EE3804TF	4	16,000	12,800	32,000	EE3804DF
	EE3806TF	6	23,000	18,400	46,000	EE3806DF
	EE3808TF	8	30,700	24,500	61,400	EE3808DF
	EE3810TF	10	36,800	29,400	73,600	EE3810DF
	EE3812TF	12	44,000	35,200	88,000	EE3812DF
Four Ply	EE4801TF	1	5,000	4,000	10,000	EE4801DF
	EE4802TF	2	10,000	8,000	20,000	EE4802DF
	EE4803TF	3	14,900	11,900	29,800	EE4803DF
	EE4804TF	4	19,800	15,800	39,600	EE4804DF
	EE4806TF	6	29,800	23,800	59,600	EE4806DF
	EE4808TF	8	39,700	31,700	79,400	EE4808DF
	EE4810TF	10	49,600	39,600	99,200	EE4810DF
	EE4812TF	12	59,500	47,600	119,000	EE4812DF



**Note:**

Tapering - Types 3 and 4 slings are tapered at 3" and wider unless otherwise specified.

\*\*\* Replace the "D" with an "N" to order nylon. (See "How to Order" on page 21.)

**\* WARNING**

Do not exceed rated capacities. Sling capacity decreases as the angle from horizontal decreases. Slings should not be used at angles of less than 30°. Refer to Effect of Angle chart page 10.

### Eye Length (Applies to all Web Slings)


Plies of Web	Sling Width (in.)							
	1	2	3	4	6	8	10	12
1	8 1/2	10	11	12	16	20	24	24
2	8 1/2	10	11	12	16	20	24	24
3	10	12	14	16	18	24	24	24
4	10	12	14	16	18	24	24	24

## TUFF-EDGE AND WEBMASTER 1600 POLYESTER SLINGS

### Endless Slings



Type 5



Type 5

	Tuff-Edge II Part No.	Web Width (in.)	Rated Capacity * (lbs.)			Webmaster Part No. ***
			Vertical	Choker	V. Basket	
One Ply	EN1801T	1	3,200	2,500	6,400	EN1801D
	EN1802T	2	6,400	5,000	12,800	EN1802D
	EN1803T	3	8,600	6,900	17,200	EN1803D
	EN1804T	4	11,500	9,200	23,000	EN1804D
	EN1806T	6	16,300	13,000	32,600	EN1806D
	EN1808T	8	19,200	15,400	38,400	EN1808D
	EN1810T	10	22,400	17,900	44,800	EN1810D
	EN1812T	12	26,900	21,500	53,800	EN1812D
Two Ply	EN2801T	1	6,200	4,900	12,400	EN2801D
	EN2802T	2	12,400	9,900	24,800	EN2802D
	EN2803T	3	16,300	13,000	32,600	EN2803D
	EN2804T	4	20,700	16,500	41,400	EN2804D
	EN2806T	6	28,600	23,000	57,200	EN2806D
	EN2808T	8	30,700	24,500	61,400	EN2808D
	EN2810T	10	33,600	26,800	67,200	EN2810D
	EN2812T	12	37,600	30,000	75,200	EN2812D
Three Ply	EN3801T	1	8,000	6,400	16,000	EN3801D
	EN3802T	2	16,000	12,800	32,000	EN3802D
	EN3803T	3	21,500	17,200	43,000	EN3803D
	EN3804T	4	28,700	23,000	57,400	EN3804D
	EN3806T	6	40,700	32,500	81,400	EN3806D
	EN3808T	8	46,000	36,800	92,000	EN3808D
	EN3810T	10	51,500	41,200	103,000	EN3810D
	EN3812T	12	59,200	47,300	118,400	EN3812D
Four Ply	EN4801T	1	10,000	8,000	20,000	EN4801D
	EN4802T	2	19,800	15,800	39,600	EN4802D
	EN4803T	3	26,700	21,300	53,400	EN4803D
	EN4804T	4	35,600	28,400	71,200	EN4804D
	EN4806T	6	50,500	40,400	101,000	EN4806D
	EN4808T	8	57,600	46,000	115,200	EN4808D
	EN4810T	10	67,200	53,700	134,400	EN4810D
	EN4812T	12	80,700	64,500	161,400	EN4812D

Always use Wear Pads to protect synthetic slings from being cut by load edges.

See page 123

Note: Type 5 (Endless) slings are Not tapered unless specified.

\*\*\*Replace the "D" with an "N" to order nylon.  
(See "How to Order" page 21)

**⚠ WARNING**

Do not exceed rated capacities. Sling capacity decreases as the angle from horizontal decreases. Slings should not be used at angles of less than 30°. Refer to Effect of Angle chart page 10.

**Tuflex is an Alternative ...**

For three and four ply slings wider than 6", *Tuflex* Roundslings should be seriously considered. *Tuflex* offers increased flexibility, ease of use and lower cost. (See pages 45 through 48.)

## DURA-WEB NYLON SLINGS

### Best in Abrasion Resistance

Available in two strength classes, all *Dura-Web* slings feature premium abrasive resistant yarns covering all surfaces, for extended sling life and long term value.

### Dura-Web Features, Advantages and Benefits

#### Promotes Safety

- Red core yarn warning system aids in the inspection process
- Striped webbing helps identify proper capacity

- *Tuff-Tag* provides serial numbered identification for traceability

#### Saves Money

- Abrasion resistant fibers cover both faces and edges for greater sling life

- *Tuff-Tag* provides required OSHA information for the life of the sling, not just the life of the tag.

#### Saves Time


- Striped capacity for quick identification

### Dura-Web 2000 Capacity

Two Black stripes = 2,000 lbs. per inch of width (one ply only). 25% stronger than other webbing. The strongest abrasion resistant sling available.

Eyes of *Dura-Web* 2000 slings for Types 3-4-5 are not tapered in any width.




*Dura-Web* slings meet or exceed OSHA and ASME B30.9 requirements.






### Dura-Web 1000 Capacity

One Black Stripe = 1,000 lbs. per inch of width (one ply only). The only light duty web sling with an abrasive resistant surface. Wider bearing surface, per capacity, helps protect load surface.

*Dura-Web* slings meet or exceed OSHA and ASME B30.9 requirements.

	Part No.	Web Width (in.)	Rated Capacity (lbs.)*		
			Vertical	Choker	V. Basket
 Type U					
One Ply	UU1202N	2	4,000	3,200	8,000
	UU1203N	3	6,000	4,800	12,000
	UU1204N	4	8,000	6,400	16,000
Two Ply	UU2202N	2	8,000	6,400	16,000
	UU2203N	3	10,800	8,600	21,600
	UU2204N	4	14,400	11,500	28,800
					
One Ply	EE1201NF	1	2,000	1,600	4,000
	EE1202NF	2	4,000	3,200	8,000
	EE1203NF	3	6,000	4,800	12,000
	EE1204NF	4	8,000	6,400	16,000
Two Ply	EE2201NF	1	4,000	3,200	8,000
	EE2202NF	2	8,000	6,400	16,000
	EE2203NF	3	10,800	8,600	21,600
	EE2204NF	4	14,400	11,500	28,800
 Type 5					
One Ply	EN1201N	1	4,000	3,200	8,000
	EN1202N	2	8,000	6,400	16,000
	EN1203N	3	12,000	9,600	24,000
	EN1204N	4	16,000	12,800	32,000
Two Ply	EN2201N	1	7,800	6,200	15,600
	EN2202N	2	15,200	12,200	30,400
	EN2203N	3	20,400	16,300	40,800
	EN2204N	4	25,800	20,600	51,600

	Part No.	Web Width (in.)	Rated Capacity (lbs.)*		
			Vertical	Choker	V. Basket
 Type U					
One Ply	UU1102N	2	2,000	1,600	4,000
Two Ply	UU2102N	2	4,000	3,200	8,000
					
One Ply	EE1101NF	1	1,000	800	2,000
	EE1102NF	2	2,000	1,600	4,000
Two Ply	EE2101NF	1	2,000	1,600	4,000
	EE2102NF	2	4,000	3,200	8,000
 Type 5					
One Ply	EN1101N	1	2,000	1,600	4,000
	EN1102N	2	4,000	3,200	8,000
Two Ply	EN2101N	1	3,900	3,100	7,800
	EN2102N	2	7,600	6,100	15,200

\* **WARNING** Do not exceed rated capacities. Sling capacity decreases as the angle from horizontal decreases. Slings should not be used at angles of less than 30°.



## WEBMASTER 1200 SLINGS

### Webmaster 1200 Polyester Slings

Standard duty *Webmaster* 1200 is designed as an economical sling for less frequent use.

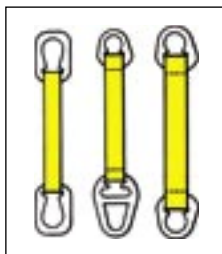
### Webmaster Features, Advantages and Benefits

#### Promotes Safety

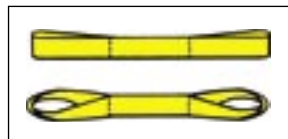
- Red core yarn warning system aids in the inspection process
- Proven sling web construction
- *Tuff-Tag* provides serial numbered identification for traceability

#### Saves Money


- Wider bearing surface per capacity helps protect load surface
- Yellow treatment for abrasion resistance and extended sling life
- *Tuff-Tag* provides required OSHA information for the life of the sling, not just the life of the tag



Types U, 1 and 2



Types 3(F) and 4(T)



Type 5

Note:

Tapering - Types 3 and 4 slings are tapered at 3" and wider unless otherwise specified.

Type 5 (Endless) slings are NOT tapered unless specified.

### \* **WARNING**

Do not exceed rated capacities. Sling capacity decreases as the angle from horizontal decreases.

Slings should not be used at angles of less than 30°.

Refer to Effect of Angle chart page 10.

### Hardware Slings (TYPES U, 1 AND 2)

	Part No.	Rated Capacity (lbs.)*		
		Vertical	Choker	V. Basket
One Ply	UU1602D	2,400	1,900	4,800
	UU1603D	3,600	2,900	7,200
	UU1604D	4,800	3,800	9,600
	TC1606D	7,200	5,800	14,400
	TT1606D	7,200	NA	14,400
Two Ply	UU2602D	4,800	3,800	9,600
	UU2603D	6,600	5,280	13,200
	UU2604D	8,600	6,900	17,200
	TC2606D	12,600	10,100	25,200
	TT2606D	12,600	NA	25,200

### Eye and Eye Slings (TYPES 3 AND 4)

One Ply	EE1601DF	1,200	950	2,400
	EE1602DF	2,400	1,900	4,800
	EE1603DF	3,600	2,900	7,200
	EE1604DF	4,800	3,800	9,600
	EE1606DF	7,200	5,800	14,400
Two Ply	EE2601DF	2,400	1,900	4,800
	EE2602DF	4,800	3,800	9,600
	EE2603DF	6,600	5,280	13,200
	EE2604DF	8,600	6,900	17,200
	EE2606DF	12,300	9,840	24,600
Three Ply	EE3601DF	3,500	2,800	7,000
	EE3602DF	7,000	5,600	14,000
	EE3603DF	9,400	7,500	18,800
	EE3604DF	12,000	9,600	24,000
	EE3606DF	18,000	14,400	36,000
Four Ply	EE4601DF	4,200	3,400	8,400
	EE4602DF	8,000	6,400	16,000
	EE4603DF	12,000	9,600	24,000
	EE4604DF	16,000	12,800	32,000
	EE4606DF	23,500	18,800	47,000

### Endless Slings (TYPE 5)

One Ply	EN1601D	2,400	1,900	4,800
	EN1602D	4,800	3,800	9,600
	EN1603D	6,500	5,200	13,000
	EN1604D	8,600	6,900	17,200
	EN1606D	12,200	9,800	24,400
Two Ply	EN2601D	4,800	3,800	9,600
	EN2602D	9,600	7,700	19,200
	EN2603D	11,700	9,400	23,400
	EN2604D	15,500	12,400	31,000
	EN2606D	22,500	18,000	45,000
Three Ply	EN3601D	6,200	4,900	12,400
	EN3602D	12,500	10,000	25,000
	EN3603D	16,300	13,000	32,600
	EN3604D	20,600	16,400	41,200
	EN3606D	29,300	23,400	58,600
Four Ply	EN4601D	7,700	6,200	15,400
	EN4602D	15,500	12,400	31,000
	EN4603D	20,800	16,600	41,600
	EN4604D	26,600	21,200	53,200
	EN4606D	37,800	30,200	75,600

## REVERSE EYE SLINGS

### Reverse Eye (RE) Slings

The Best General Purpose Web Sling Available

The Reverse Eye Sling is a modified endless sling, reinforced and protected on all sides. The most rugged and versatile of all web slings. The *Lift-All* enhanced version incorporates premium wear resistant webbing for protection on ALL surfaces.

### Reverse Eye Features, Advantages and Benefits

#### Promotes Safety

- Superior choke hitch performance grips load securely
- Reinforced eyes augment strength
- Red core yarn warning system aids in the inspection process
- *Tuff-Tag* provides serial numbered identification for traceability

#### Saves Money

- Wear resistant web cover offers superior abrasion resistance and sling life
- Reversible eyes reduce wear and increase sling life
- Top grade slings using *Tuff-Edge* webbing are armored on all four sides resulting in the toughest web sling available

#### Saves Time

- Eyes nest well on crane hook for easy rigging
- Flat eye construction is available to facilitate removal from under loads


There are two grades of *Lift-All* Reverse Eye Slings: *Tuff-Edge* and *Webmaster* 1200.

The Reverse Eye Sling is Not Just an Endless Sling with Wear Pads.



Single Ply Endless with Reinforced Eyes

- A. Extended web length makes 2 Ply eyes.
- B. Reinforcing web piece sewn on to make 2 Ply eye.



Added Wear Pads to Both Sides of Body and Eyes.

- C. Single Ply Endless Sling with butted sides.
- D. Texturized Wear Pads on both sides of eyes.
- E. Texturized Wear Pads sewn on both sides of body.



Completed RE sling may be 1-2 or 3 ply endless sling with reinforcing webbing for each loop, and texturized wear pad on each side of eyes and sling body.

### Heavy Duty RE Slings - *Tuff-Edge*

### Standard Duty RE Slings - *Webmaster* 1200

	Part No.	Rated Capacity (lbs.)*			Sling Thickness (in.)	Sling Width (in.)	Eye Length (in.)	Part No.	Rated Capacity (lbs.)*			Sling Thickness (in.)
		Vertical	Choker	V. Basket					Vertical	Choker	V. Basket	
One Ply	RE1802T	4,500	3,600	9,000	5/16	2	9	RE1602N	3,600	2,900	7,200	1/4
	RE1804T	7,700	6,200	15,400	5/16	4	12	RE1604N	6,800	5,400	13,600	1/4
	RE1806T	11,000	8,800	22,000	5/16	6	15	RE1606N	8,000	6,400	16,000	1/4
Two Ply	RE2802T	6,500	5,200	13,000	1/2	2	9	RE2602N	5,200	4,200	10,400	3/8
	RE2804T	13,000	10,400	26,000	1/2	4	12	RE2604N	10,500	8,400	21,000	3/8
	RE2806T	20,000	16,000	40,000	1/2	6	15	RE2606N	14,400	11,500	28,800	3/8
Three Ply	RE3804T	16,400	13,100	32,800	11/16	4	14	RE3604N	14,000	11,200	28,000	1/2
	RE3806T	25,500	20,400	51,000	11/16	6	18	RE3606N	20,000	16,000	40,000	1/2

Reverse eye slings using *Webmaster* 1600 webbing are available on special order.

\* **WARNING** Do not exceed rated capacities. Sling capacity decreases as the angle from horizontal decreases. Slings should not be used at angles of less than 30°. Refer to Effect of Angle chart page 10.

## TUFF-EDGE II HARDWARE / BRIDLE SLINGS

### Hardware/Bridle Slings

Useful when fixed lifting points are available.

### Features, Advantages and Benefits

#### Promotes Safety

- *Tuff-Edge II* web material is standard - helps prevent sling damage
- Better load control and balance by using fixed fitting points and multiple legs
- Standard oblong links and hooks are forged from alloy steel for strength and reliability
- Red core yarn warning system aids in the inspection process
- Hardware avoids cutting and abrasion of sling at bearing points
- *Tuff-Tag* provides serial numbered identification for traceability
- Proven sling web construction

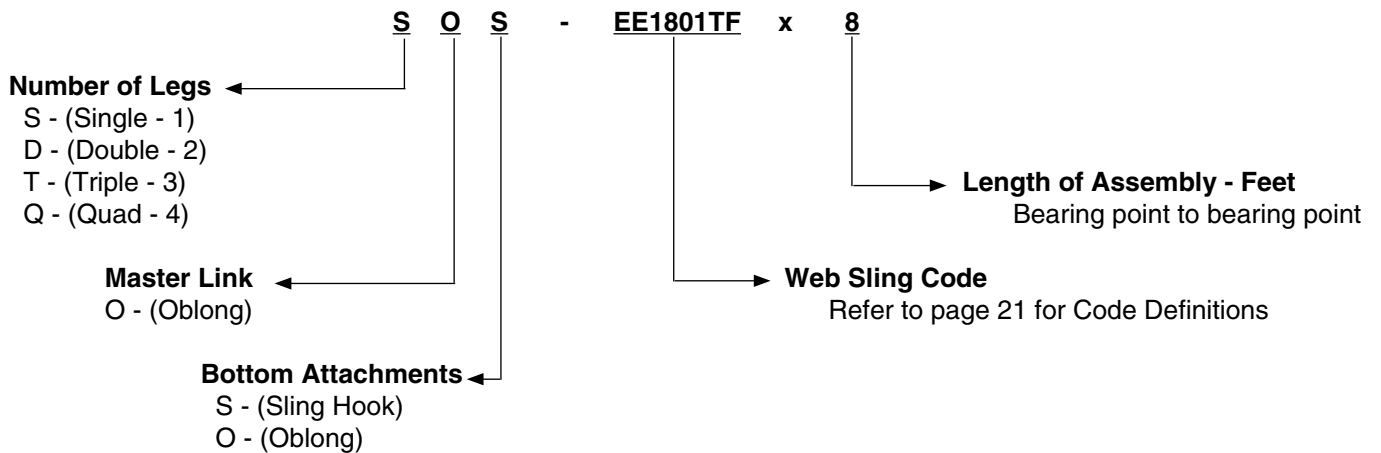
#### Saves Money

- Soft web sling legs protect load
- Endless type allows shifting of wear points
- *Tuff-Edge II* material extends sling life
- Sling hooks and links can be rewebbed
- *Tuff-Tag* provides required OSHA information for the life of the sling, not just the life of the tag

#### Saves Time

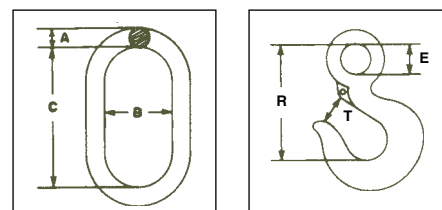
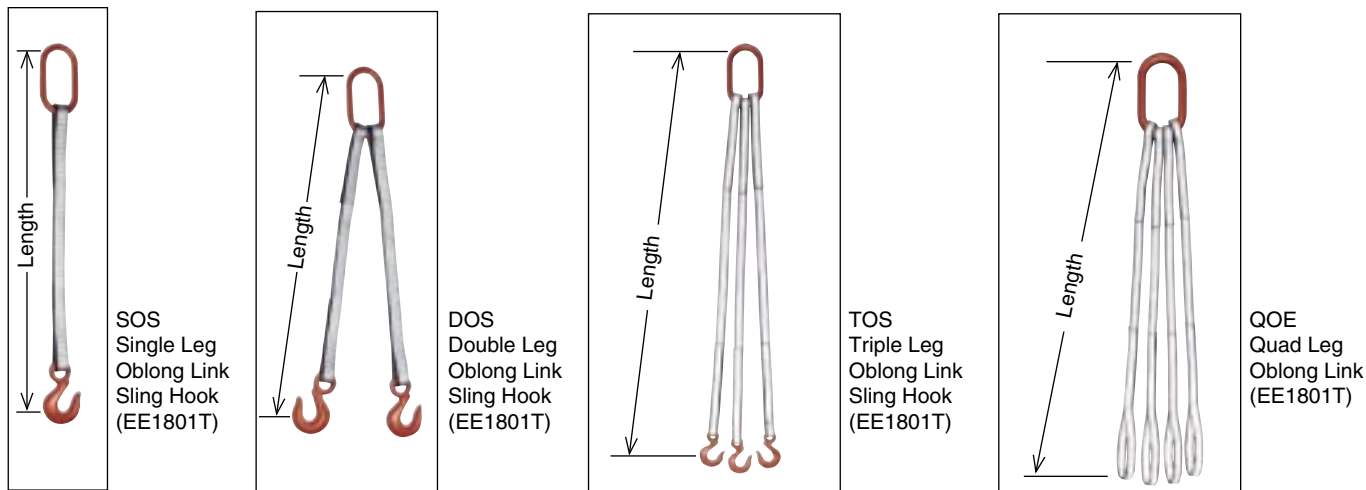
- Lighter weight and easier to use than chain or wire rope
- Sling hooks quickly connect to loads having hoist rings or eye bolts

### How to Order



## TUFF-EDGE II HARDWARE / BRIDLE SLINGS

Web Slings



### Hardware/Bridle Slings

Part No. For Web Sling Legs	Web Width (in.)	Web Plies	Number of Legs	Rated Capacity (lbs.)*				Oblong Link (in.) A x B x C	Sling Hook Alloy	
				Vertical	@ 60°	@ 45°	@ 30°		Size	E x R x T (in.)
EE1801TF	1	1	Single	1,600				1/2 x 2 1/2 x 5	1TA	3/4 x 3 1/8 x 1
	1	1	Double		2,700	2,200	1,600	1/2 x 2 1/2 x 5	1TA	3/4 x 3 1/8 x 1
	1	1	Triple		4,100	3,300	2,400	3/4 x 3 x 6	1TA	3/4 x 3 1/8 x 1
	1	1	Quad		5,500	4,500	3,200	1 x 4 x 8	1TA	3/4 x 3 1/8 x 1
EE2801TF	1	2	Single	3,000				1/2 x 2 1/2 x 5	1 1/2TA	7/8 x 3 21/32 x 1 1/16
	1	2	Double		5,100	4,200	3,000	3/4 x 3 x 6	1 1/2TA	7/8 x 3 21/32 x 1 1/16
	1	2	Triple		7,700	6,300	4,500	3/4 x 3 x 6	1 1/2TA	7/8 x 3 21/32 x 1 1/16
	1	2	Quad		10,300	8,400	6,000	1 x 4 x 8	1 1/2TA	7/8 x 3 21/32 x 1 1/16
EE1802TF	2	1	Single	3,000				1/2 x 2 1/2 x 5	1 1/2TA	7/8 x 3 21/32 x 1 1/16
	2	1	Double		5,100	4,200	3,000	3/4 x 3 x 6	1 1/2TA	7/8 x 3 21/32 x 1 1/16
	2	1	Triple		7,700	6,300	4,500	3/4 x 3 x 6	1 1/2TA	7/8 x 3 21/32 x 1 1/16
	2	1	Quad		10,300	8,400	6,000	1 x 4 x 8	1 1/2TA	7/8 x 3 21/32 x 1 1/16
EE2802TF	2	2	Single	6,000				3/4 x 3 x 6	3TA	1 1/4 x 4 11/16 x 1 1/4
	2	2	Double		10,300	8,400	6,000	1 x 4 x 8	3TA	1 1/4 x 4 11/16 x 1 1/4
	2	2	Triple		15,500	12,700	9,000	1 x 4 x 8	3TA	1 1/4 x 4 11/16 x 1 1/4
	2	2	Quad		20,700	16,900	12,000	1 1/4 x 4 3/8 x 8 3/4	3TA	1 1/4 x 4 11/16 x 1 1/4

NOTE: Hardware capacities correspond to the appropriate sling capacities.

**WARNING** Do not exceed rated capacities. Sling capacity decreases as the angle from horizontal decreases. Slings should not be used at angles of less than 30°. Refer to Effect of Angle chart page 10.

## WIDE-LIFT SLINGS

### Wide-Lift (WL) Slings

#### Wide Load Support and Balance

*Lift-All* Wide-Lift slings support the load over a wide area to offer better balance for large loads - whether heavy or light. Wide bearing area reduces marring of soft load surfaces. Stiffeners are used at the base of the eyes to deter the body webbing from folding down the middle. Wide-Lift slings are for use in basket hitch only. Standard web material is *Webmaster* 1600 nylon. Polyester is available upon request.

All Wide-Lift Slings offer these benefits:

#### Promotes Safety

- Red Core Yarn warning system aids in the inspection process
- *Tuff-Tag* provides serial numbered identification for traceability
- Proven sling web construction

#### Saves Money

- Wide bearing area reduces marring of soft load surfaces
- Yellow treatment for abrasion resistance and extended sling life
- *Tuff-Tag* provides required OSHA information for the life of the sling, not just the life of the tag



Attached Eye Wide-Lift



Continuous Eye Wide-Lift

**For Light, Bulky Loads** - Lifting eyes are attached to a single ply sling body. Available with One Ply eyes (WLA1) or Two Ply eyes (WLA2).

**For Heavy Loads** - Constructed from one endless sling with the two body lengths butted and joined side by side.

	Body Width (in.)	Part No.	Rated Capacity* (lbs.) Vertical Basket	Eye Length (in.)	Minimum Sling Length (in.)
<b>One Ply Eye</b>	6	WLA1806N	5,000	10	50
	8	WLA1808N	5,000	10	50
	10	WLA1810N	5,000	12	54
	12	WLA1812N	5,000	12	56
	16	WLA1816N	10,000	12	56
	20	WLA1820N	10,000	18	68
<b>Two Ply Eye</b>	24	WLA1824N	10,000	18	72
	6	WLA2806N	10,000	10	50
	8	WLA2808N	10,000	10	50
	10	WLA2810N	10,000	12	54
	12	WLA2812N	10,000	12	56
	16	WLA2816N	18,000	12	56
	20	WLA2820N	18,000	18	68
	24	WLA2824N	18,000	18	72
30	WLA2830N	18,000	18	72	
36	WLA2836N	18,000	22	88	
48	WLA2848N	18,000	30	122	

	Body Width (in.)	Part No.	Rated Capacity* (lbs.) Vertical Basket	Eye Length (in.)	Minimum Sling Length (in.)
<b>One Ply Eye</b>	6	WL1806N	15,400	9	40
	8	WL1808N	20,400	12	45
	12	WL1812N	30,800	18	60
	16	WL1816N	38,000	24	72
	20	WL1820N	45,000	30	88
	24	WL1824N	52,000	36	100
	30	WL1830N	45,000	45	120
<b>Two Ply Eye</b>	36	WL1836N	45,000	54	144
	6	WL2806N	28,600	9	40
	8	WL2808N	38,000	12	45
	12	WL2812N	57,200	18	60
	16	WL2816N	75,000	24	72
	20	WL2820N	90,000	30	88
	24	WL2824N	110,000	36	100
	30	WL2830N	90,000	45	120
36	WL2836N	90,000	54	144	

Note: Not recommended for use in a choker hitch. *Tuff-Edge II* may be used for the attached eyes. Custom slings with higher capacities are available. *Tuflex* slings are also available as Wide-Lift Slings. See page 52.

### **WARNING**

Do not exceed rated capacities. Sling capacity decreases as the angle from horizontal decreases. Slings should not be used at angles of less than 30°. Refer to Effect of Angle chart page 10.

## DRUM HANDLING SLINGS

*Lift-All* Drum Handling Slings provide an easy, inexpensive way to handle steel drums. Available in two styles to suit your needs for handling drums in the vertical or horizontal position.

### Vertical Drum Handling Slings

Easily lift standing drums for transport. Tilt suspended drums to pour from open top or spigot. For use with ribbed steel drums, the ratcheting belly band tightens securely below the first rib.

Lightweight version (**DSV601D**) uses 1" polyester sling webbing and is rated for 300 lb. loads.

Heavyweight sling (**DSV602D**) uses 2" polyester sling webbing and is rated at 850 lbs.

Promotes Safety

- A wear pad, sewn on one side of the lifting strap, helps to avoid cutting of the sling.
- Ratchet tightens securely.

Saves Time

- Free end of ratchet strap sewn to stay properly threaded.
- Vertical legs sewn to belly band to maintain proper position.



Vertical

To Order, specify Part No. and drum diameter in inches. i.e.: **DSV602Dx24**  
(The standard 55 gal. drum has a 24" diameter.)



Horizontal

### Horizontal Drum Handling Slings

Ideal for the quick and easy moving of steel drums in the horizontal position.

Part No. **DSH601D** uses 1" polyester sling webbing and is rated at 1,500 lbs.

Promotes Safety

- Strong 1" polyester webbing pulls drum hooks securely into rims at both ends of the drum during lift.

Saves Time

- One sling fits multiple size drums.
- Easy to disconnect.
- Uses 1/2" oblong link at top for easy connection to hoist hook.

To Order, specify Part No. **DSH601D**.

Note: If using in a chemical environment, contact *Lift-All* for sling material advice.

## STONE HANDLING SLINGS

### Stone Handling (SH) Slings

Special abrasion resistant 4-inch nylon webbing for handling stone, concrete and building panels.

*Lift-All* Stone Handling Slings feature a soft abrasion resistant wear pad woven onto the load side of the webbing, providing outstanding protection for both the sling and the polished stone surfaces.

Note: EE Sling - flat eye only - untapered 12" eye length.

### Features, Advantages and Benefits

#### Promotes Safety

- Red core yarn warning system aids in the inspection process
- *Tuff-Tag* provides serial numbered identification for traceability
- Proven sling web construction

#### Saves Money

- Heavy, soft yarns on load side to help protect the sling from abrasion
- White pile yarns prevent color transfer to load
- Two ply version results in an abrasion resistant face on both sides
- *Tuff-Tag* provides required OSHA information for the life of the sling, not just the life of the tag

#### Saves Time

- Two ply version with abrasion resistance on both sides, does not need orientation by rigger



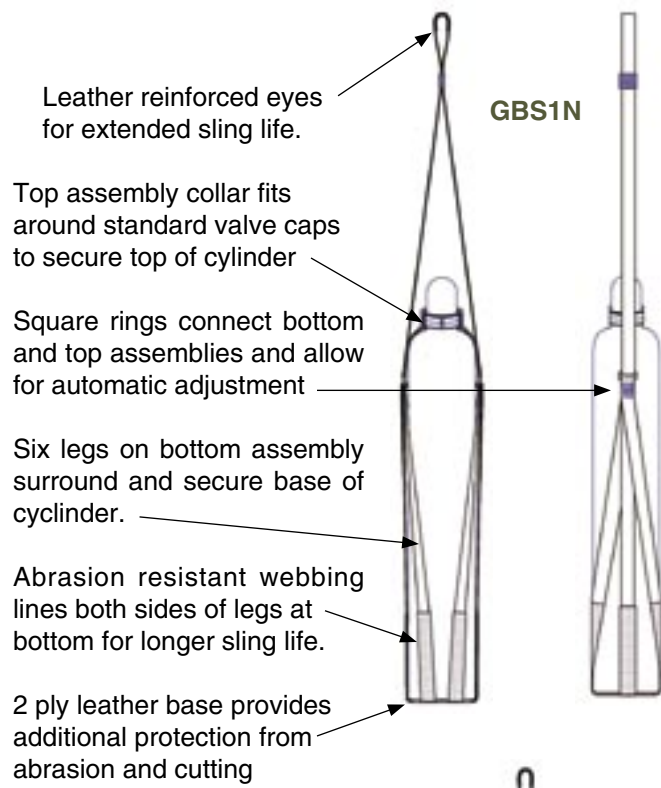

	Part No.			
		Vertical	Choker	V. Basket
One Ply	UU1SH4N	5,400	4,000	10,800
	EE1SH4N	5,400	4,000	10,800
	EN1SH4N	10,800	8,600	21,600
Two Ply	UU2SH4N	9,400	7,000	18,800
	EE2SH4N	9,400	7,000	18,800
	EN2SH4N	10,800	8,600	21,600

**⚠ WARNING**

Do not exceed rated capacities. Sling capacity decreases as the angle from horizontal decreases. Slings should not be used at angles of less than 30°.

## GAS BOTTLE SLINGS

These specialty web slings make for easy and secure lifting of your gas bottle cylinders into position using cranes, hoists, forklifts, etc. Two standard versions are available. **GBS1N** slings automatically adjust to accommodate 9" Dia. x 50" H to 13" Dia. x 39" H bottles. **GBS2N** slings are designed for the convenient tandem lifting of one oxygen and one acetylene bottle as used in most welding operations. Each assembly is rated to lift 1,000 lbs.



The GBS2N slings have the same construction features of the GBS1N slings, but have been designed specifically to lift one each of the standard size oxygen and acetylene bottles commonly used in welding operations.



## WEB SLING WEIGHTS (Approx.)\*




Type U (UU)

Part No.	Minimum Standard Length		Add'l. Ft.
	Ft.	Wt.** (lbs.)	Wt. (lbs.)

### Unilink Style

UU1802	3	2.7	0.12
UU1803	3	5.6	0.18
UU1804	4	9.2	0.24
UU2802	3	2.9	0.25
UU2803	3	5.8	0.38
UU2804	3	9.2	0.50

### Triangle & Choker Style



TC1802	3	3.5	0.12
TC1803	3	6.3	0.18
TC1804	4	9.0	0.24
TC1806	4	21	0.36
TC1808	5	27	0.48
TC1810	5	48	0.60
TC1812	6	65	0.72
TC2802	3	3.6	0.25
TC2803	3	6.5	0.38
TC2804	3	9.1	0.50
TC2806	4	21	0.76
TC2808	4	39	1.0
TC2810	5	63	1.3
TC2812	5	86	1.5

### Triangle & Triangle Style



TT1802	3	2.6	0.12
TT1803	3	4.6	0.18
TT1804	3	6.7	0.24
TT1806	4	15	0.36
TT1808	5	19	0.48
TT1810	5	36	0.60
TT1812	5	44	0.72
TT2802	3	2.7	0.25
TT2803	3	4.8	0.38
TT2804	3	7.0	0.50
TT2806	3	15	0.76
TT2808	4	28	1.0
TT2810	4	46	1.3
TT2812	5	60	1.5

\* Weights will vary. Published weights are average weights for *Webmaster 1600* slings.

\*\* Approximate weight for the minimum standard length as shown.




## WEB SLING WEIGHTS (Approx.)\*



Type 3 (Flat Eye)



Type 4 (Twisted Eye)



Type 5

### Eye & Eye Style

	Minimum Standard Length		Add'l. Ft. Wt. (lbs.)
	Ft.	Wt. ** (lbs.)	
EE1801	3	0.4	0.06
EE1802	4	0.9	0.12
EE1803	4	1.4	0.18
EE1804	4	1.9	0.24
EE1806	5	3.4	0.36
EE1808	6	5.3	0.48
EE1810	8	8.0	0.60
EE1812	8	9.8	0.72
EE2801	3	0.4	0.13
EE2802	3	0.9	0.25
EE2803	4	1.7	0.38
EE2804	4	2.3	0.50
EE2806	6	4.9	0.76
EE2808	6	6.5	1.0
EE2810	7	9.4	1.3
EE2812	8	13	1.5
EE3801	4	1.0	0.20
EE3802	4	2.1	0.40
EE3803	5	3.7	0.59
EE3804	5	5.0	0.79
EE3806	5	7.6	1.2
EE3808	7	13	1.6
EE3810	7	16	2.0
EE3812	7	20	2.4
EE4801	4	1.1	0.26
EE4802	4	2.2	0.53
EE4803	5	4.1	0.79
EE4804	5	5.5	1.1
EE4806	5	8.3	1.6
EE4808	7	15	2.1
EE4810	7	19	2.6
EE4812	7	23	3.2

### Endless Style

	Minimum Standard Length		Add'l. Ft. Wt. (lbs.)
	Ft.	Wt. ** (lbs.)	
EN1801	3	0.4	0.12
EN1802	3	0.8	0.24
EN1803	3	1.3	0.36
EN1804	3	1.7	0.48
EN1806	3	2.5	0.72
EN1808	3	3.4	0.96
EN1810	3	4.2	1.2
EN1812	3	5.0	1.4
EN2801	3	0.8	0.25
EN2802	3	1.6	0.50
EN2803	3	2.5	0.76
EN2804	3	3.3	1.0
EN2806	3	4.9	1.5
EN2808	3	6.6	2.0
EN2810	3	8.2	2.5
EN2812	3	9.9	3.0
EN3801	3	1.2	0.38
EN3802	3	2.4	0.76
EN3803	3	3.6	1.1
EN3804	3	4.8	1.5
EN3806	3	7.2	2.3
EN3808	3	9.6	3.0
EN3810	3	12	3.8
EN3812	3	14	4.5
EN4801	3	1.6	0.52
EN4802	3	3.2	1.0
EN4803	3	4.9	1.6
EN4804	3	6.5	2.1
EN4806	3	9.7	3.1
EN4808	3	13	4.2
EN4810	3	16	5.2
EN4812	3	19	6.2

\* Weights will vary. Published weights are average weights for Webmaster 1600 slings.

\*\* Approximate weight for the minimum standard length as shown.

## WEB SLING WEIGHTS (Approx.)\*



### Attached Eye Wide-Lift

Part No.	10 Ft. Sling Wt. (lbs.)	Add'l. Ft. Wt. (lbs.)
WLA1806	3.8	0.36
WLA1808	4.9	0.48
WLA1810	5.6	0.60
WLA1812	6.2	0.72
WLA1816	9.5	1.1
WLA1820	12	1.3
WLA1824	14	1.6
WLA2806	4.2	0.36
WLA2808	5.4	0.48
WLA2812	7.4	0.72
WLA2816	12	1.1
WLA2820	15	1.3
WLA2824	16	1.6
WLA2830	17	2.0
WLA2836	17	2.4
WLA2848	20	3.2

### Continuous Eye Wide-Lift

Part No.	10 Ft. Sling Wt. (lbs.)	Add'l. Ft. Wt. (lbs.)
WL1806	5.8	0.54
WL1808	7.1	0.66
WL1810	8.4	0.78
WL1812	9.7	0.90
WL1816	12	1.1
WL1820	15	1.4
WL1824	17	1.6
WL1830	23	2.2
WL1836	27	2.5
WL2806	9.4	0.9
WL2808	12	1.1
WL2812	17	1.6
WL2816	22	2.1
WL2820	27	2.6
WL2824	31	3.0
WL2830	41	4.0
WL2836	48	4.6

\* Weights will vary.  
Published weights are average weights using Webmaster 1600 webbing.